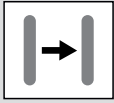


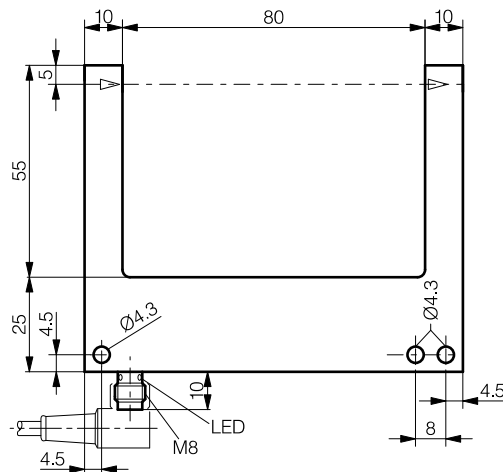
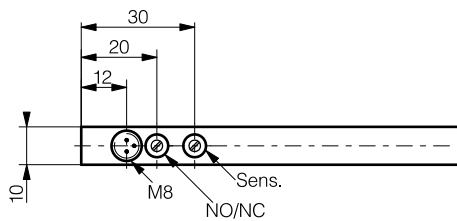
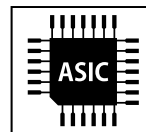


# PHOTOELECTRIC SENSOR FORK LIGHT BARRIER LGR-U80MA-PMS-407



**80 mm**

- ✓ 4 sensor modes: Standard, High Resolution, Power, Speed
- ✓ High switching frequency: 8,000 Hz (High Speed)
- ✓ High resolution:  $\varnothing$  0.2 mm
- ✓ IO-Link



OPTICAL DATA		INTERFACE	
Light source	LED, red 660 nm, clocked	Sensitivity adjustment	potentiometer
Resolution	$\varnothing$ 0.3 mm (min. $\varnothing$ 0.2 mm) <sup>1</sup>	Indicator LED, yellow	Output Status
		IO-Link	✓

<sup>1</sup>In sensor mode "High resolution"

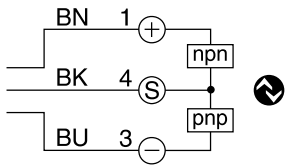
ELECTRICAL DATA		MECHANICAL DATA	
Supply voltage range ( $U_b$ )	10 ... 30 VDC	Fork opening	80 mm
No-load current	< 30 mA	Branch length inside	55 mm
Switching output	Push pull, NO/NC, switchable	Ambient temperature operation	-25 ... +60°C
Switching frequency <sup>2</sup>	5,000 Hz, 8,000 Hz (high speed)	Shock and vibration	IEC 50647-5-2
Repeat accuracy	0.02 mm	Enclosure rating	IP67
Output current	$\leq$ 100 mA	Protection degree	III, op. on protective low voltage
		Housing material	Die-cast zinc blk powder-coated
		Connector type	Connector, M8 3-pin
		Weight	118 g

<sup>2</sup> By default, "Default" mode. "High resolution", "Power", "Speed" modes selectable via IO-Link.

## IO-LINK FUNCTIONALITIES

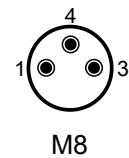
IO-Link version	V1.1
Compatible with	V1.0
Baudrate	38,400 bit/s (COM2)
Minimum cycle time	2.3 ms
SIO Mode supported	yes
M-Sequence capability	PREOPERATE = TYPE_1_V with 8 octets on-request data OPERATE = TYPE_2_2 with 1 octet on-request data ISDU supported

## WIRING DIAGRAM



BN = brown/braun/marron  
BK = black/schwarz/noir  
BU = blue/blau/bleu

## PIN ASSIGNMENT



## AVAILABLE TYPES

Part number	Part reference	Fork opening	Dimensions h / w / d	Polarity	Resolution	Switching freq. Hz (std./speed)	Connector type
628-000-711	LGR-U80MA-PMS-407	80 mm	100 x 80 x 10 mm	Push pull, NO/NC	Ø 0.3 mm	5,000/8,000	Connector, M8 3-pin

Operators of the products we supply are responsible for compliance with measures for the protection of persons. The use of our equipment in applications where the safety of persons might be at risk is only authorized if the operator observes and implements separate, appropriate and necessary measures for the protection of persons and machines. Terms of delivery and rights to change design reserved.